



AMERICAN SAMOA COMMUNITY COLLEGE
SUMMER 2015 FACT SHEET

ENROLLMENT

Summer 2015 UNDUPLICATED HEADCOUNT						
Status	Male	%	Female	%	Total Enrollment	% of Total Enrollment
Full Time	4	17%	19	83%	23	3%
Part Time	208	31%	456	69%	664	97%
Total	212	31%	475	69%	687	100%

Summer 2015 ENROLLMENT BY AGE GROUP						
AGE	Male	%	Female	%	Total Enrollment	% of Total Enrollment
15-18	26	29%	63	71%	89	13%
19-25	148	33%	302	67%	450	66%
26-35	26	28%	66	72%	92	13%
36-45	6	20%	24	80%	30	4%
45-55	6	30%	14	70%	20	3%
59+	0	0%	6	100%	6	1%
Total	212	31%	475	69%	687	100%

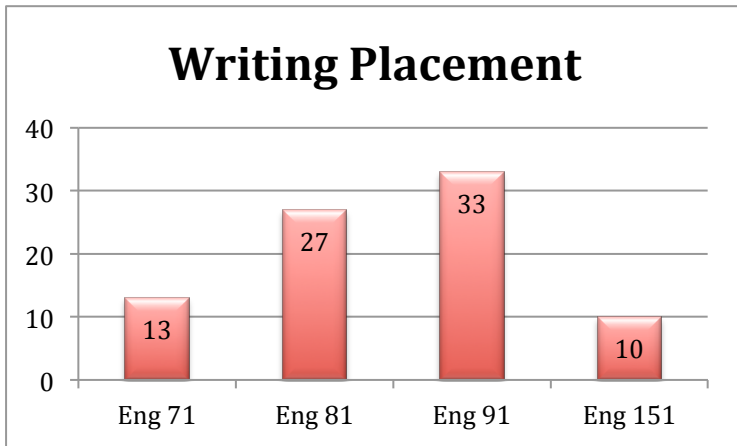
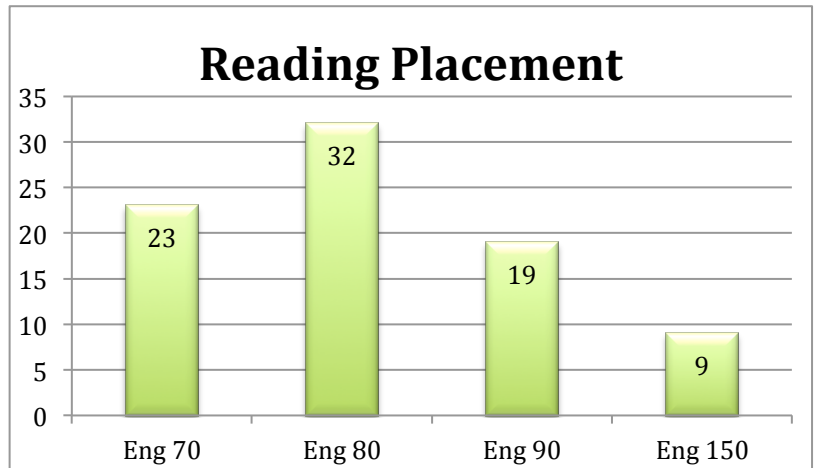
SUMMER 2015 ENROLLMENT BY ETHNICITY						
Ethnicity	Male	%	Female	%	Total Enrollment	% of Total Enrollment
Caucasian	0	0%	1	100%	1	0.15%
Chinese	0	0%	3	100%	3	0.44%
Fijian	0	0%	2	100%	2	0.29%
Filipino	4	40%	6	60%	10	1.46%
Korean	0	0%	1	100%	1	0.15%
Samoan	192	30%	441	70%	633	92.14%
Tongan	2	67%	1	33%	3	0.44%
Unknown	14	41%	20	59%	34	4.95%
Total	212	31%	475	69%	687	100.00%

Fact Sheet: Summer 2015

DEVELOPMENTAL PASSING RATES

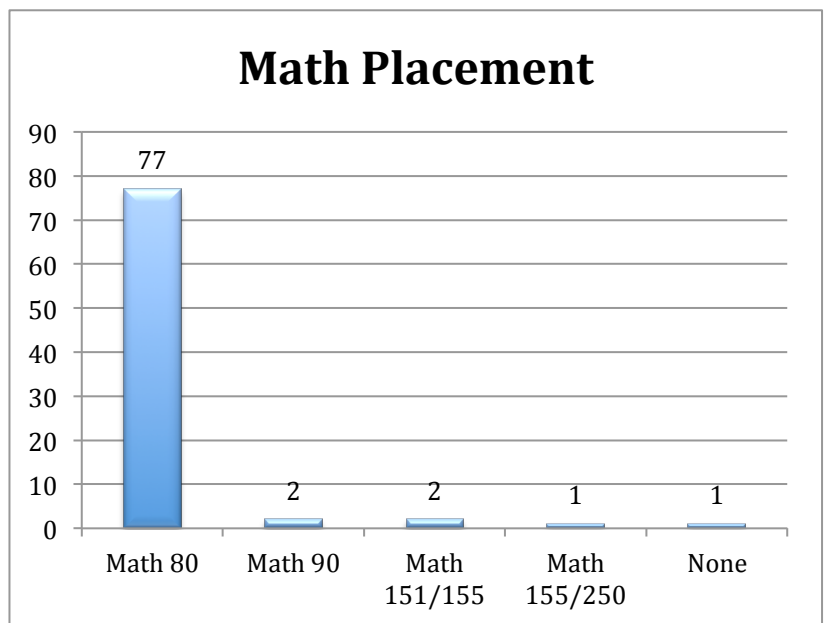
PLACEMENTS

Reading	Summer 2015	
	N	%
Eng 70	23	28%
Eng 80	32	39%
Eng 90	19	23%
Eng 150	9	11%
None		
Total	83	100%



Writing	Summer 2015	
	N	%
Eng 71	13	16%
Eng 81	27	33%
Eng 91	33	40%
Eng 151	10	12%
None		
Total	83	100%

Math	Summer 2015	
	N	%
Math 80	77	93%
Math 90	2	2%
Math 151/155	2	2%
Math 155/250	1	1%
None	1	1%
Total	83	100%

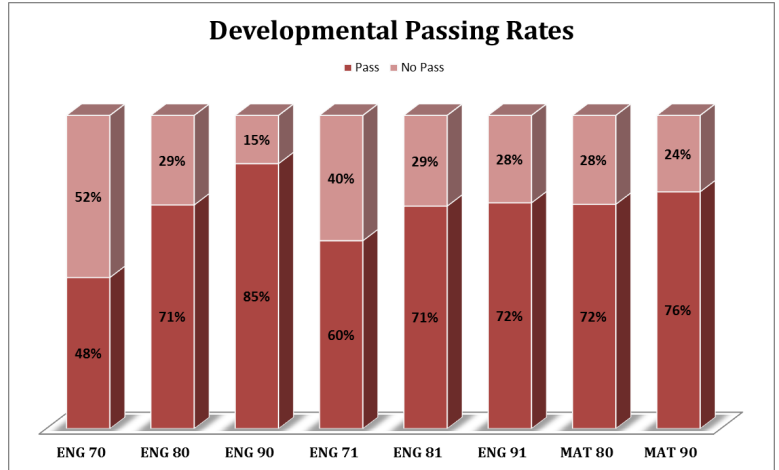


SUMMER 2015 FACT SHEET
Fact Sheet: Summer 2015

COURSE COMPLETIONS

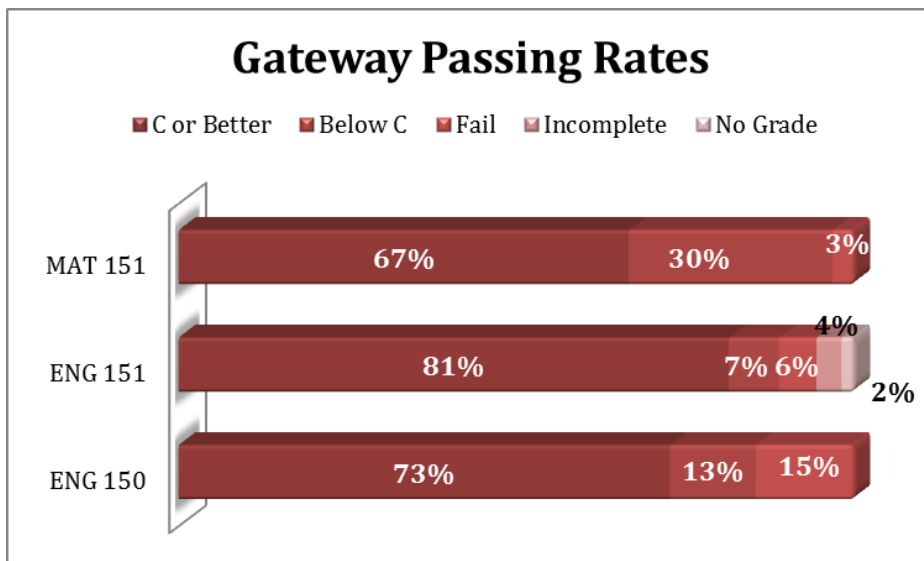
Developmental Passing Rates

Developmental Courses					
Reading	Pass		No Pass		Total
ENG 70	14	48%	15	52%	29
ENG 80	35	71%	14	29%	49
ENG 90	44	85%	8	15%	52
Writing	Pass		No Pass		Total
ENG 71	6	60%	4	40%	10
ENG 81	27	71%	11	29%	38
ENG 91	31	72%	12	28%	43
Math	Pass		No Pass		Total
MAT 80	48	72%	19	28%	67
MAT 90	31	76%	10	24%	41



Gateway Passing Rates

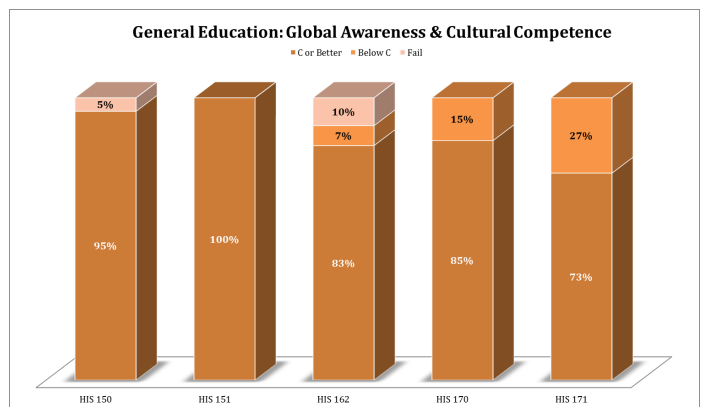
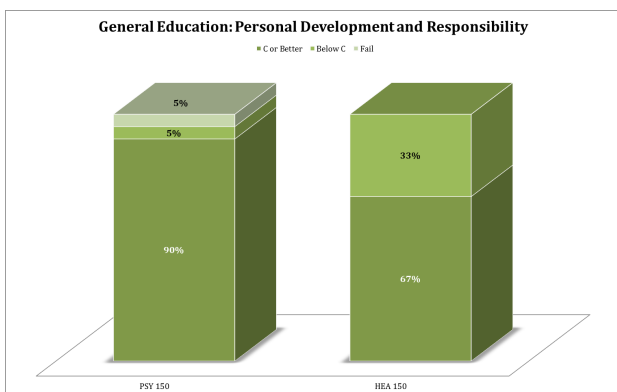
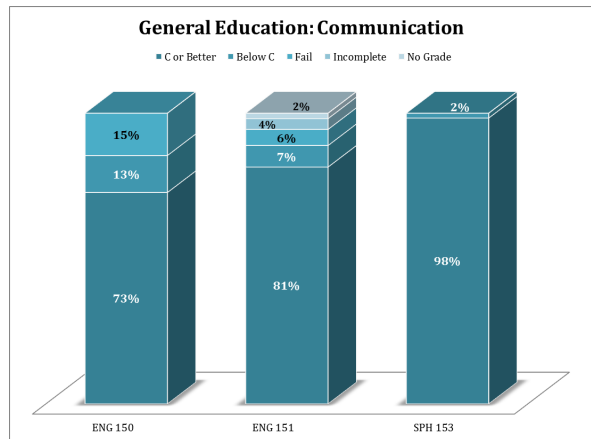
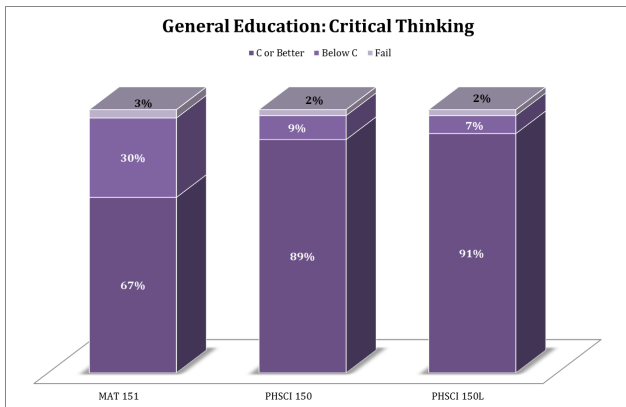
Gateway Courses Completion											
Courses	C or Better		Below C		Fail		Incomplete		No Grade		Total
ENG 150	40	73%	7	13%	8	15%					55
ENG 151	44	81%	4	7%	3	6%	2	4%	1	2%	54
MAT 151	42	67%	19	30%	2	3%					63



Fact Sheet: Summer 2015

General Education Courses

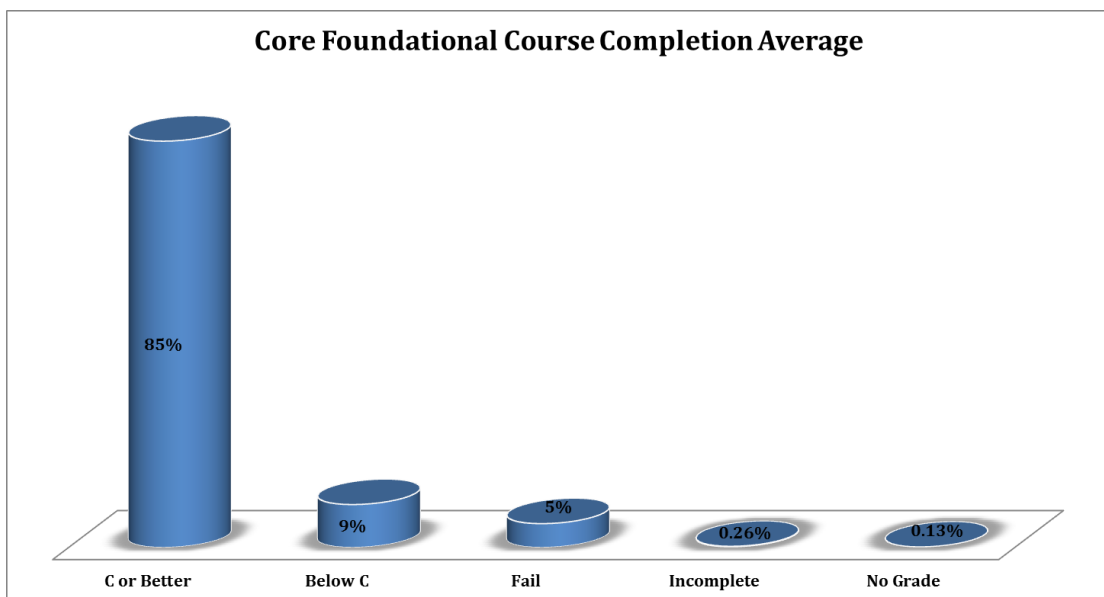
General Education Courses	C or Better	Below C	Fail	Incomplete	No Grade	Total					
Communication											
ENG 150	40	73%	7	13%	8	15%	55				
ENG 151	44	81%	4	7%	3	6%	2	4%	1	2%	54
SPH 153	59	98%	1	2%							60
Information & Technology Literacy											
ICT 150	24	96%	1	4%							25
Critical Thinking											
MAT 151	42	67%	19	30%	2	3%					63
PHSCI 150	39	89%	4	9%	1	2%					44
PHSCI 150L	40	91%	3	7%	1	2%					44
Global Awareness and Cultural Competence											
HIS 150	20	95%			1	5%					21
HIS 151	24	100%									24
HIS 162	59	83%	5	7%	7	10%					71
HIS 170	28	85%	5	15%							33
HIS 171	11	73%	4	27%							15
Personal Development and Responsibility											
PSY 150	54	90%	3	5%	3	5%					60
HEA 150	18	67%	9	33%							27



Fact Sheet: Summer 2015

Core Foundational Courses Passing Rates

Core foundational Course											
Core Courses	C or Better		Below C		Fail		No Grade		Incomplete		Total
BIO 150	10	91%	0	0%	1	9%					11
BIO 150L	9	82%	1	9%	1	9%					11
BIO 180	14	88%	0	0%	2	13%					16
BIO 180L	14	88%	0	0%	2	13%					16
CHM 150	15	100%	0	0%							15
CHM 150L	15	100%	0	0%							15
ENG 150	40	73%	7	13%	8	15%					55
ENG 151	44	81%	4	7%	3	6%	2	4%	1	2%	54
ENG 250	5	100%	0	0%							5
ENG 251	9	82%			2	18%					11
HEA 150	18	67%	9	33%							27
HIS 150	20	95%			1	5%					21
HIS 151	24	100%									24
HIS 162	59	83%	5	7%	7	10%					71
HIS 170	28	85%	5	15%							33
HIS 171	11	73%	4	27%							15
ICT 150	24	96%	1	4%							25
MAT 151	42	67%	19	30%	2	3%					63
MAT 250	28	76%	2	5%	7	19%					37
PED courses	19	95%	1	5%							20
PHSCI 150	39	89%	4	9%	1	2%					44
PHSCI 150L	40	91%	3	7%	1	2%					44
POL 160	5	83%	1	17%							6
PSY 150	54	90%	3	5%	3	5%					60
PSY 250	9	90%	1	10%							10
SAM 111	3	100%									3
SPH 153	59	98%	1	2%							60



Fact Sheet: Summer 2015

Co-Foundational Courses

Courses	C or Better		Below C		Total
AGR 100 I	3	100%			3
AGR 100 II	5	100%			5
BUS 103	8	100%			8
BUS 150	5	100%			5
CH 150	15	100%			15
CH 150L	15	100%			15
CJ 190	18	100%			18
CJ 215	8	100%			8
HEA 150	18	67%	9	33%	27
ICT 150	25	96%	1	4%	26
POL 160	5	83%	1	17%	6

